

ROBINSON PIANO
B 110

level 3

THEORY LESSONS

by JAMES BASTIEN

THE BASTIEN PIANO LIBRARY



KJOS WEST • Neil A. Kjos, Jr. Publisher • San Diego, California

THE BASTIEN PIANO LIBRARY

and Correlated Supplementary Books

Primer Level

• indicates new release

- Method:* Piano Lessons, Primer (WP1)
Theory: Theory Lessons, Primer (WP6)
Technic: Technic Lessons, Primer (WP11)
Supplementary: Piano Solos, Primer (WP22)
 Christmas Favorites, Primer (WP48)
 • Favorite Classic Melodies, Primer (WP72)
 Folk Tune Favorites, Primer (WP46)
 Hymn Favorites, Primer (WP43)
 Piano Recital Solos, Primer (WP64)
Sheet Music: Primer level solos (see inside back cover)
Traditional Primers: • Traditional Primer Piano Lessons (WP100)
 • Traditional Primer Theory & Technic Lessons (WP101)
 • Traditional Primer Piano Solos (WP102)

Level 1

- Method:* Piano Lessons, Level 1 (WP2)
Theory: Theory Lessons, Level 1 (WP7)
 Note Speller, Level 1 (WP20)
Technic: Technic Lessons, Level 1 (WP12)
Sight Reading: Sight Reading, Level 1 (WP16)
Supplementary: Piano Solos, Level 1 (WP23)
 Bastien Favorites, Level 1 (GP83)
 Christmas Favorites, Level 1 (WP49)
 • Favorite Classic Melodies, Level 1 (WP73)
 Folk Tune Favorites, Level 1 (WP47)
 Hymn Favorites, Level 1 (WP44)
 Piano Recital Solos, Level 1 (WP65)
 Pop Piano Styles, Level 1 (WP51)
 Walt Disney Favorites (GP28)
Ensemble: Christmas Duets, Level 1 (GP311)
 Duet Favorites, Level 1 (WP60)
Sheet Music: Level 1 solos (see inside back cover)

Level 2

- Method:* Piano Lessons, Level 2 (WP3)
Theory: Theory Lessons, Level 2 (WP8)
Technic: Technic Lessons, Level 2 (WP13)
Sight Reading: Sight Reading, Level 2 (WP17)
Pre-Literature: Playtime at the Piano, Book 1 (GP18)
Supplementary: Piano Solos, Level 2 (WP24)
 Bastien Favorites, Level 2 (GP84)
 Christmas Favorites, Level 2 (WP50)
 • Favorite Classic Melodies, Level 2 (WP74)
 Hymn Favorites, Level 2 (WP45)
 Piano Recital Solos, Level 2 (WP66)
 Pop Piano Styles, Level 2 (WP52)
 Stephen Foster Favorites (WP27)
Ensemble: Christmas Duets, Level 2 (GP312)
 Duet Favorites, Level 2 (WP61)
Sheet Music: Level 2 solos (see inside back cover)

Level 3

- Method:* Piano Lessons, Level 3 (WP4)
Theory: Theory Lessons, Level 3 (WP9)
Technic: Technic Lessons, Level 3 (WP14)
 First Hanon Studies, Level 3 (WP31)
Sight Reading: Sight Reading, Level 3 (WP18)
Pre-Literature: Playtime at the Piano, Book 2 (GP19)
Sonatinas: First Sonatinas (GP302)
Supplementary: Piano Solos, Level 3 (WP25)
 Bastien Favorites, Level 3 (GP85)
 Christmas Favorites, Level 3 (WP68)
 • Favorite Classic Melodies, Level 3 (WP75)
 • First Piano Repertoire Album, Level 3-4 (WP70)
 Hebrew Favorites, (GP92)
 • Piano Recital Solos, Level 3 (WP77)
 Pop Piano Styles, Level 3 (WP53)
Ensemble: Christmas Duets, Level 3 (GP313)
 Duet Favorites, Level 3 (WP62)
Sheet Music: Level 3 solos (see inside back cover)

Level 4

- Method:* Piano Lessons, Level 4 (WP5)
Theory: Theory Lessons, Level 4 (WP10)
Technic: Technic Lessons, Level 4 (WP15)
 Major Scales and Pieces (GP11)
Sight Reading: Sight Reading, Level 4 (WP19)
Repertoire: Piano Literature, Volume 1 (GP9)
Sonatinas: Sonatina Favorites, Book 1 (GP97)
 Sonatinas for the Seasons (GP310)
Supplementary: Piano Solos, Level 4 (WP26)
 Bastien Favorites, Level 4 (GP86)
 Christmas Favorites, Level 4 (WP69)
 Country, Western, 'n Folk, Book 1 (GP66)
 • Favorite Classic Melodies, Level 4 (WP76)
 The Nutcracker Suite (WP67)
 • Piano Recital Solos, Level 4 (WP78)
 Pop Piano Styles, Level 4 (WP54)
 Scott Joplin Favorites (GP90)
Ensemble: Christmas Carols for Multiple Pianos (GP42)
 Duet Favorites, Level 4 (WP63)
Sheet Music: Level 4 solos (see inside back cover)

Level 5

- Theory:* Book 5 Writing (GP32)
Technic: Minor Scales and Pieces (GP12)
Repertoire: Piano Literature, Volume 2 (GP10)
Sonatinas: Sonatina Favorites, Book 2 (GP98)
Supplementary: Country, Western 'n Folk, Book 2 (GP67)
 Pop, Rock, 'n Blues, Book 3 (GP39)
Sheet Music: Level 5 solos (see inside back cover)

Level 6

- Theory:* Book 6 Writing (GP33)
Technic: Czerny and Hanon for the Intermediate Grades (GP30)
Repertoire: Piano Literature for the Intermediate Grades, Volume 3 (GP20)
 Piano Literature for the Early Advanced Grades, Volume 4 (GP57)
Sonatinas: Sonatina Favorites, Book 3 (GP99)
Sheet Music: Level 6 solos (see inside back cover)

For a complete thematic catalog of Bastien materials write to:



Bastien Piano Catalog
 4382 Jutland Drive
 San Diego, California 92117.

level 3

THEORY LESSONS

by JAMES BASTIEN

THE BASTIEN PIANO LIBRARY



ESTABLISHED 1927 ROBINSON PIANO CO., (SIAM) LTD.
ROOM NO. 361 3RD FLOOR, SIAM CENTER, RAMA 1 ROAD,
BANGKOK 10500 TEL. 251-5913, 251-4981

KJOS WEST • Neil A. Kjos, Jr. Publisher • San Diego, California

PREFACE

THEORY LESSONS is designed to be used simultaneously with PIANO LESSONS by level. The written and playing exercises reinforce concepts presented in PIANO LESSONS.

THEORY LESSONS may be used for either private or class instruction. Although the materials are correlated with the BASTIEN PIANO LIBRARY, the series may be used with any other piano course.

Suggested Use of Materials with "PIANO LESSONS, Level 3."

After completing page 5, the student is ready to begin	Theory Lessons-Level 3 (WP9)
After completing page 9, the student is ready to begin	Technic Lessons-Level 3 (WP14)
After completing page 11, the student is ready to begin	Piano Solos-Level 3 (WP25)
After completing page 15, the student is ready to begin	Sight Reading-Level 3 (WP18)
After completing page 17, the student is ready to begin	First Hanon Studies-Level 3 (WP31)
After completing page 22, the student is ready to begin	Bastien Favorites-Level 3 (GP84)
these Supplementary Books	Christmas Favorites-Level 3 (WP48)
	Christmas Duets-Level 3 (GP313)
	Duet Favorites-Level 3 (WP62)
	Favorite Classic Melodies-Level 3 (WP75)
	First Piano Repertoire Album-Level 3-4 (WP70)
	First Sonatinas (GP302)
	Pop Piano Styles-Level 3 (WP53)

SHEET MUSIC from Level Three Solos may be assigned to the student at the teacher's discretion.

8/8

ISBN 0-8497-5008-3


Any reproduction, adaptation or arrangement of this work in whole or in part
without the consent of the copyright owner constitutes an infringement of copyright.
© 1976 Kjos West, San Diego, California
Inter. Copyright Secured All Rights Reserved Printed in U.S.A.

CONTENTS

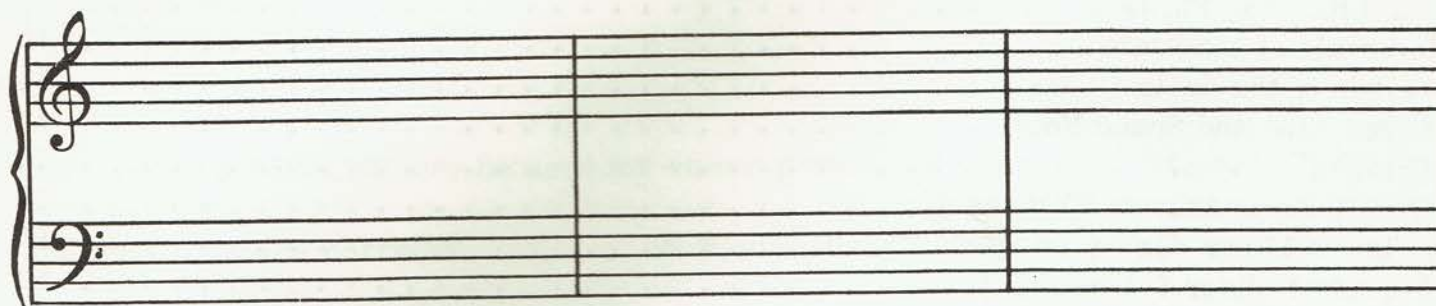
Major Sharp Key Signatures	4
Writing Major Sharp Key Signatures	5
Accompaniment Styles	6
Question and Answer Phrases	8
Sight Reading Phrases	9
Intervals of the Scale	10
Triads of the Scale	11
Leger Line and Space Notes	12
Triplets	13
Question and Answer Phrases	14
Relative Minor Scales	15
Forms of Minor Scales	16
Minor Key Signatures	18
Major-Minor Triads	19
Triads and Inversions	20
Recognizing Inverted Triads	21
Major Flat Key Signatures	22
Writing Major Flat Key Signatures	23
Music Signs	24
The Group 3 Keys (Db, Ab, Eb)	25
Db Major Scale	26
Primary Chords in Db Major	27
Ab Major Scale	28
Primary Chords in Ab Major	29
Eb Major Scale	30
Primary Chords in Eb Major	31
Circle of Keys	32
Key Signature Review	33
Leger Line and Space Note Review	34
Final Review (Level 3)	35
Manuscript Paper	38

Major Sharp Key Signatures

1. The sharps are always written in this order on the staff.



Write the order of sharps three times on this staff.




2. To find the Major key name of a piece with sharps in the signature:

1. Name the last sharp to the right. (The last sharp is the seventh tone of the Major scale.)
2. Name the next letter in the musical alphabet (go up a half step). This is the name of the Major key.

Examples:



Name these Major key signatures.

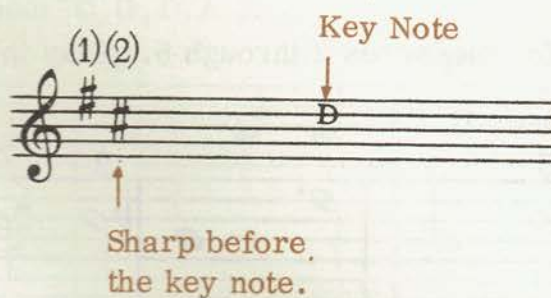


* *TEACHER:* Have the student drill on the sharp key signatures using his *BASTIEN "MUSIC FLASHCARDS."*

Writing Major Sharp Key Signatures

3. To write the Major sharp key signatures:

Write the sharps in their order until you write the sharp before the key note.



Write these Major key signatures.

Two musical staves are provided for writing major key signatures. The top staff is a treble clef with four measures, each labeled with a key signature: A, G, D, and B. The bottom staff is a bass clef with four measures, each labeled with a key signature: E, F#, G, and D.

4. Write these Major key signatures in both clefs.

A grand staff (treble and bass clefs) is provided for writing major key signatures. The staff is divided into four measures, each labeled with a key signature: D, A, C#, and G.

Accompaniment Styles

5. Various kinds of bass accompaniment styles can be used to harmonize melodies.

The "WESTERN BASS" uses the first, fifth and sixth degrees of the scale.



Write this bass pattern for measures 2 through 5. Play this piece.

Key of _____ Transpose: C, F

6. Notes of chords may be played together to form block chords. Notes of chords may also be played broken (not played at the same time).

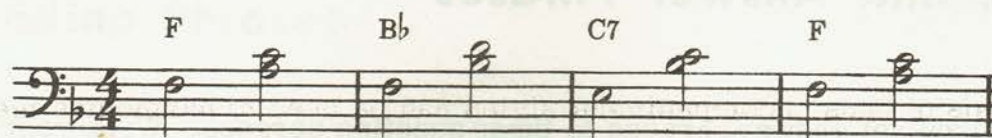
There are many kinds of BROKEN CHORD BASS patterns. Here is one kind in which the notes of the chords are played one-at-a-time.



Write this bass pattern for measures 2 through 7. Play this piece.

Key of _____ Transpose: G, F, D, A, E

7. Here is another BROKEN CHORD BASS pattern.



Write this bass pattern for measures 2 through 7. Play this piece.

Key of _____ Transpose: C, G, D, A, E



8. Using the same style broken bass shown in number 7, write the bass part for the blank measures in "Home, Sweet Home." Play this piece.

HOME SWEET HOME

Key of _____ Transpose: C, F

Question and Answer Phrases

Make up (improvise) answer phrases to these question phrases. Write your best "answers" on the staves.

9.



10.



11.



12.

Write both melody and harmony to complete these lines.



13.



Sight Reading Phrases

Write the key name for each piece below. Write in your own dynamics. Play and count aloud. Keep your eyes on the music while playing.

14. Key of _____ Transpose: C, G

15. Key of _____

16. Key of _____ Transpose: D

17. Key of _____ Transpose: A, D

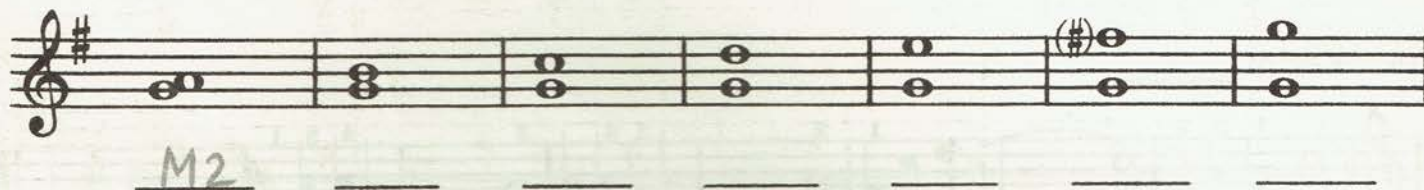
Intervals of the Scale

18. The intervals of the C Major scale are shown below. Notice that the 2nd, 3rd, 6th and 7th intervals are called Major intervals. The 4th, 5th and 8th intervals are called Perfect intervals. These intervals are the same for all Major scales. Play each interval, listening carefully to the sound.



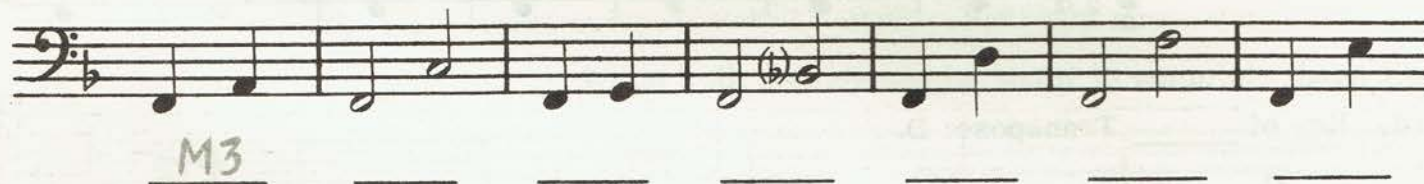
Major 2nd Major 3rd Perfect 4th Perfect 5th Major 6th Major 7th Perfect 8th (octave)

19. Two notes played together form a harmonic interval. Name these harmonic intervals of the G Major scale. Write M for Major, P for Perfect and write 2 for 2nd, 3 for 3rd, etc. Play these intervals.



M2 _____ _____ _____ _____ _____ _____

20. Two notes played separately form a melodic interval. Name these melodic intervals of the F Major scale. Play them.



M3 _____ _____ _____ _____ _____ _____

21. Draw an upper note to complete these harmonic intervals of the D Major scale. Play them.



Major 2nd Major 3rd Perfect 4th Perfect 5th Major 6th Major 7th Perfect 8th (octave)

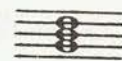

22. Name these intervals. Think of the scale to which each interval belongs. Play them.




M3 _____ _____ _____ _____ _____ _____

Triads of the Scale

23. A triad is a 3-note chord. In root position the notes are either all line notes or all space notes



Here are the triads of the C Major scale. Play them forward and backward. Play first with the R.H., then with the L.H. Transpose to the keys of G and F.




24. Write in your own dynamics for this piece. Play and count aloud. Keep your eyes on the music while playing.



25. Make up (improvise) several melodies using triads of the scale. Write your best composition on this staff. Write in your own dynamics.



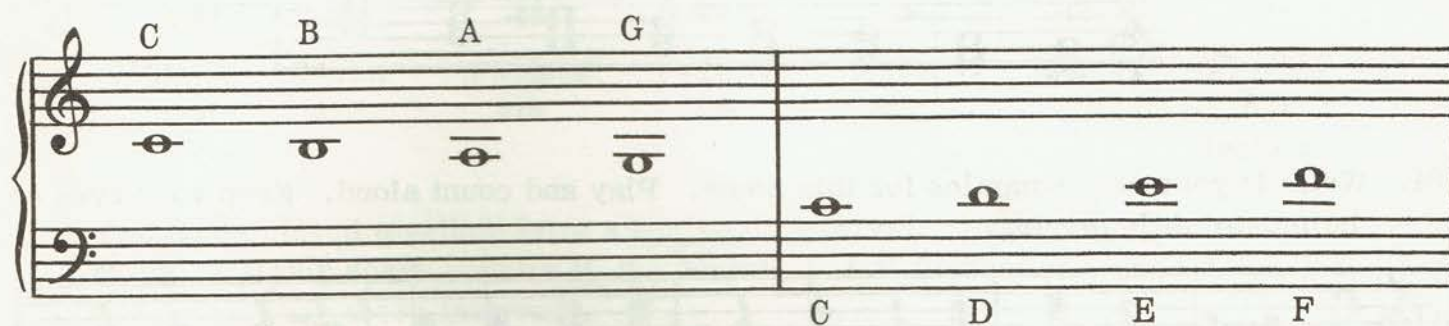
26. Write the triads of the D Major scale in both clefs. Play these triads.



Leger Line and Space Notes

27. The short lines added above or below the staff are called leger lines. Line and space notes are written on these short leger lines.

Leger line and space notes between the staves are played near the middle of the piano. Play these inner leger line and space notes.

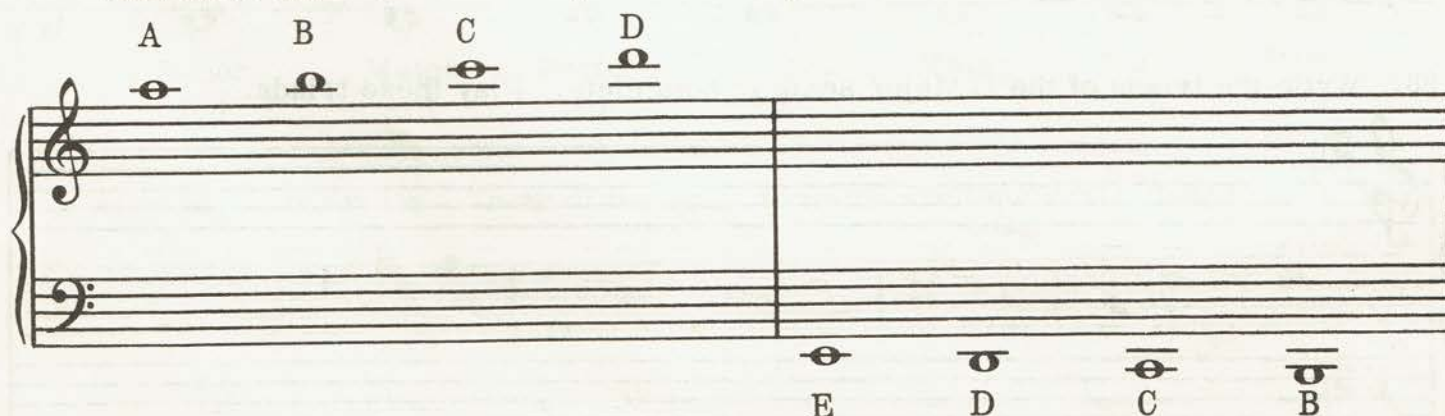


28. Name these notes. The letter names spell words. Play them.




29. Leger line and space notes above the Treble Clef are played high on the piano. Leger line and space notes below the Bass Clef are played low on the piano.

Play these upper and lower leger line and space notes.



30. Name these notes. The letter names spell words. Play them.



Triplets

The word triplet means three. A triplet figure is usually indicated by a 3 and a slur.



A triplet eighth note figure is equal to one quarter note.



31. First, clap and count the rhythm of these melodies. Next, play and count them.

a.



b.



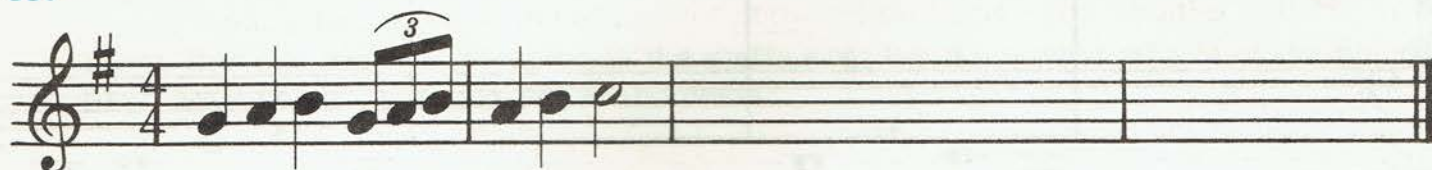
32. Write two measures to complete this melody. Use some triplets.



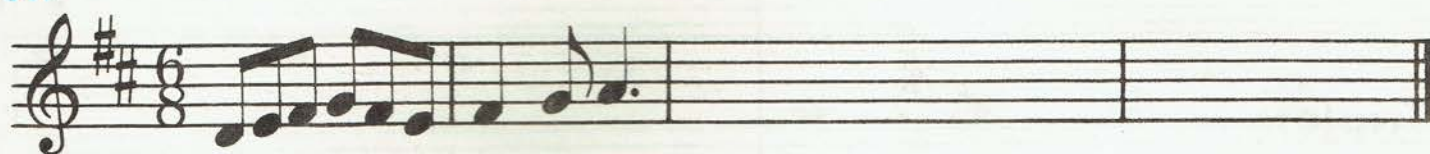
Question and Answer Phrases

Make up (improvise) answer phrases to these question phrases. Write your best "answers" on the staves.


33.



34.




35.




Write a melody and the harmony indicated by the chord symbols to complete these lines.

36.



37.



Relative Minor Scales

Every Major scale has a relative minor scale. Both scales have the same key signature.

The relative minor scale begins on the sixth tone (degree) of the Major scale.

C Major Scale

A minor Scale

NATURAL MINOR

38. Write the D Natural minor scale. It is the relative minor scale of F Major. (Both scales have the same key signature.)

F Major Scale

D minor Scale

NATURAL MINOR

39. Write the E Natural minor scale. It is the relative minor scale of G Major.

G Major Scale

E minor Scale


NATURAL MINOR

Forms of Minor Scales

Each Major scale has only one form. Each minor scale has three forms:

(1) NATURAL (2) HARMONIC (3) MELODIC

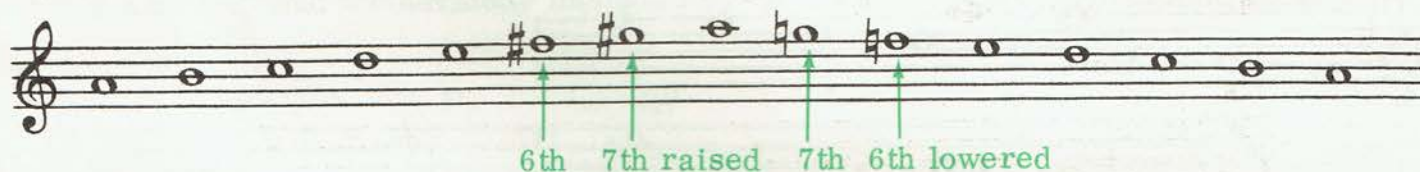
NATURAL MINOR — The notes are the same as the relative Major.



HARMONIC MINOR — The 7th tone (degree) is raised a half step. The raised 7th must be written in as an accidental, because it is not in the key signature.




MELODIC MINOR — The 6th and 7th tones are raised a half step going up, then lowered going down. The scale going down is exactly the same as the Natural minor scale.




40. Write the Harmonic and Melodic forms of the D minor scale. Play all these scales.

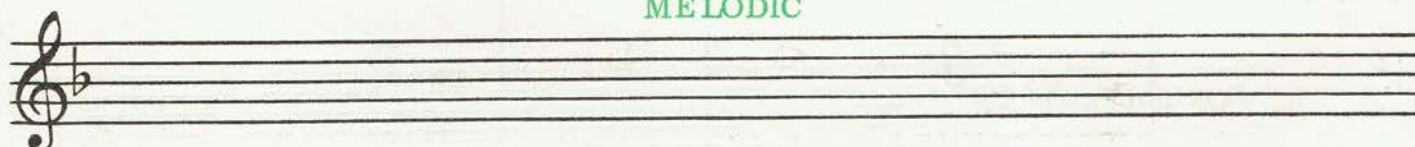
NATURAL



HARMONIC

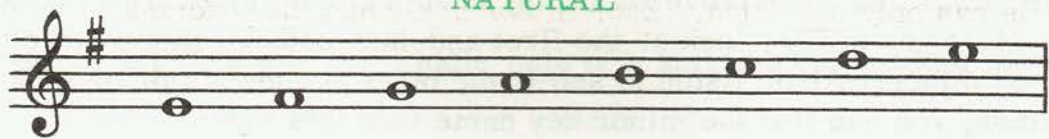


MELODIC




41. Write the Harmonic and Melodic forms of the E minor scale. Play all three scales.

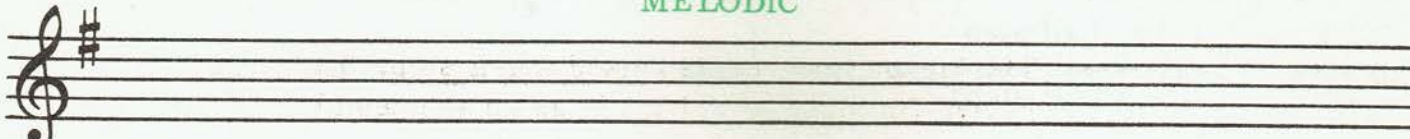
NATURAL



HARMONIC




MELODIC




42. Change these Natural Minor scales to Harmonic Minor scales by writing a sharp in the correct place. Play these scales.

B minor




G minor

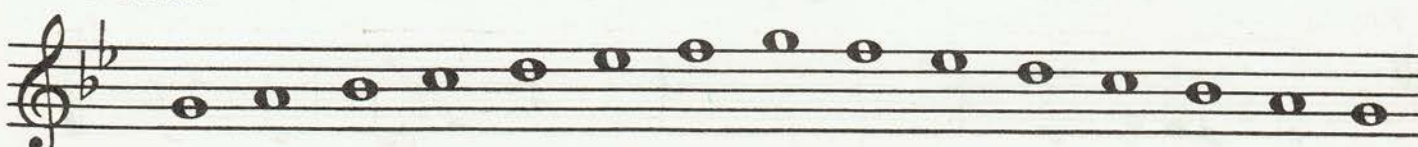


43. Change these Natural Minor scales to Melodic Minor scales by writing in the correct accidentals. Play these scales.

B minor




G minor



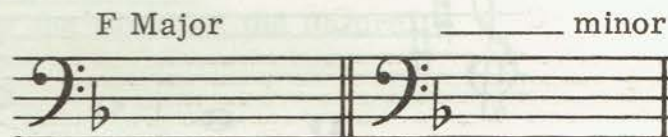
Minor Key Signatures

Both the relative Major and its relative minor key have the same signature. To tell whether a piece is in Major or minor, look at the first and last notes. These are clues which help tell Major or minor. Also, listen to see if the piece sounds Major or minor. If the piece sounds minor, you can find the minor key name with this rule:

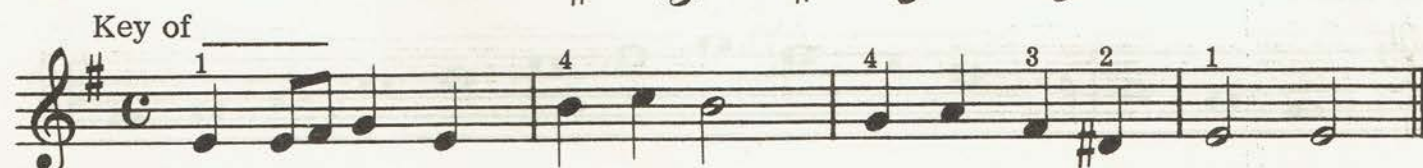
Count down three half steps from the Major key name.



44. Write the minor key name on the blanks.

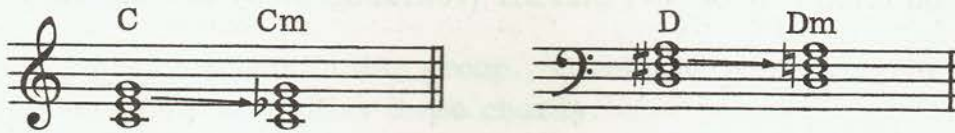


45. Look at the first and last notes in each melody. Play each melody and listen to the sound. Write the Major or minor key name on the blanks.




Major - Minor Triads

To write a minor triad, lower the middle note of a Major triad one half step.





46. First, write the Major triad as indicated. Next, write the minor triad. Play these chords.



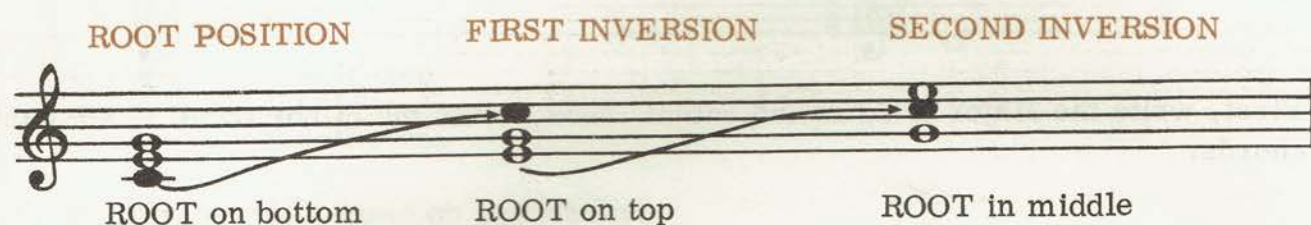
47. Name and play these Major and minor triads.



Triads and Inversions

The note on which a triad is built is called the **ROOT**. A triad in **ROOT** position has notes which are either on all lines  or all spaces .

Any **ROOT** position triad may be **INVERTED** (rearranged) by moving the root note to the top or middle.



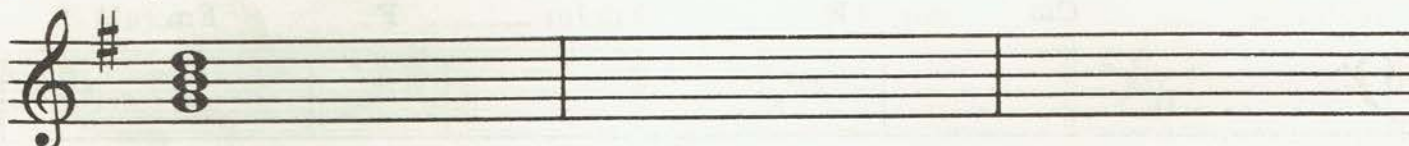
Write the inversions of these triads. Play all three chords in each key.

ROOT POSITION


FIRST INVERSION

SECOND INVERSION


48. G Major




49. A minor



50. F Major



51. D minor



Recognizing Inverted Triads

FIRST INVERSION TRIADS have two notes at the bottom close together (to form an interval of a third).



The ROOT is always the top note of the interval of the fourth.

52. Find the first inversion triads in this group. Circle the root and write the root name of each first inversion triad. Play these chords.

SECOND INVERSION TRIADS have two notes at the top close together (to form an interval of a third).

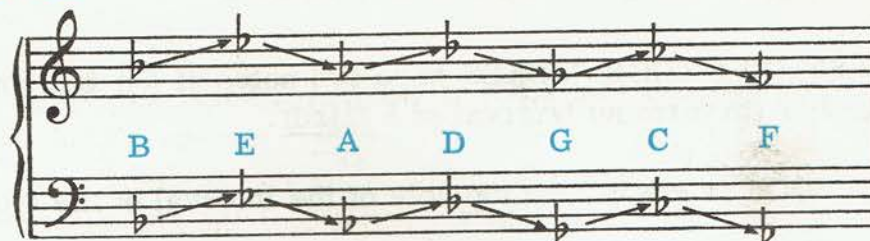


The ROOT is always the top note of the interval of the fourth.

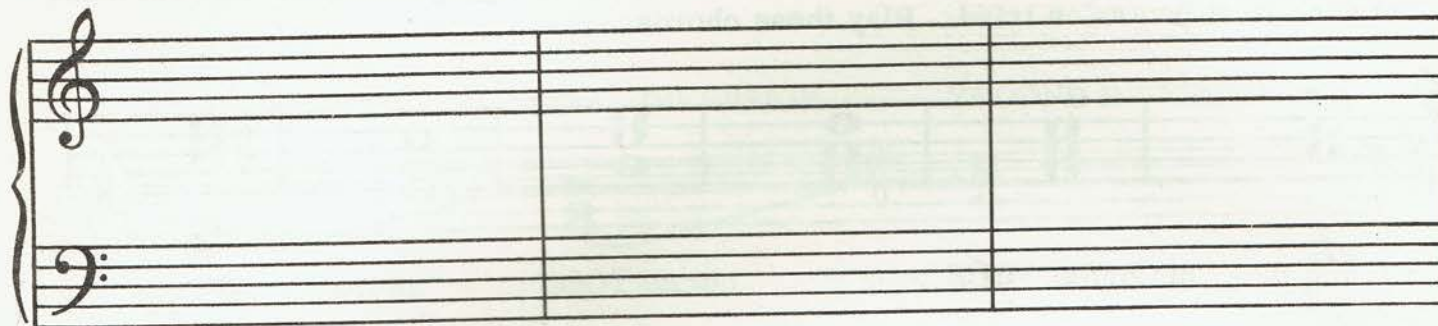
53. Find the second inversion triads in this group. Circle the root and write the root name of each second inversion triad. Play these chords.

Major Flat Key Signatures

54. The flats are always written in this order on the staff.



Write the order of flats three times on this staff.



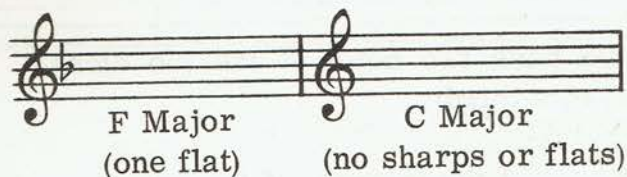
55. To find the Major key name of a piece with flats in the signature:

1. Look at the next-to-the-last flat.
2. The letter name of this flat is the name of the Major key.*



Bb Major

EXCEPTIONS




F Major
(one flat)

C Major
(no sharps or flats)

Name these Major key signatures.



Eb — — — — —



— — — — — —

* With the exception of the Key of F, flat key signatures always have a flat in their names: Bb (B-flat), Eb (E-flat), etc.

TEACHER: Have the student drill on the flat key signatures using his BASTIEN "MUSIC FLASHCARDS."









Writing Major Flat Key Signatures

56. To write the Major flat key signatures:







Write the flats in their order until you write one more flat than the key note.*



Write these Major key signatures.

57. Write these Major key signatures in both clefs.

58. The order of flats is: B E A D G C F

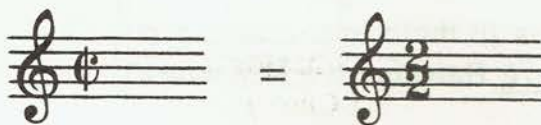
The order of sharps is: F C G D A E B

How is the order of these letters related? _____

* Exception: Key of F has only one flat.

Music Signs

59. This sign C means ALLA BREVE (or "Cut Time"). There are two strong beats to the measure. The alla breve sign is usually used in place of $\frac{2}{2}$ time.



Draw alla breve signs on this Grand Staff.



60. These signs 1. _____ 2. _____ are ENDING SIGNS. These are direction signs that save space on the page for composers and printers.

1. Play 1st time through.
(then repeat)

2. Play 2nd time through.
(omit 1st ending)



Play this melody ("Long, Long Ago"). Follow the ending signs.



61. Complete the following sentences choosing words from the list below.

- ff means fortissimo or very loud.
- p means _____ or _____.
- mf means _____ or _____.
- pp means _____ or _____.
- f means _____ or _____.

pianissimo
forte
piano

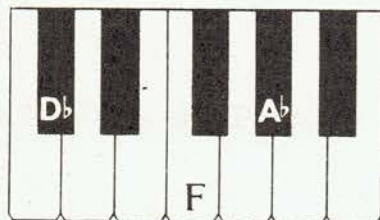
soft
loud
very loud

very soft
mezzo forte
medium loud
fortissimo

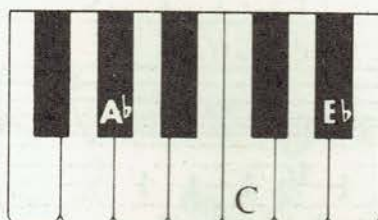
The Group 3 Keys (D \flat , A \flat , E \flat)

62. The GROUP 3 KEYS are D \flat , A \flat , E \flat . The pattern for the I chords in this group is "black - white - black" keys. Play these chords.

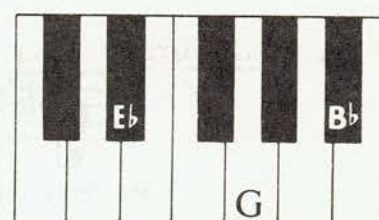
D \flat Major
I Chord



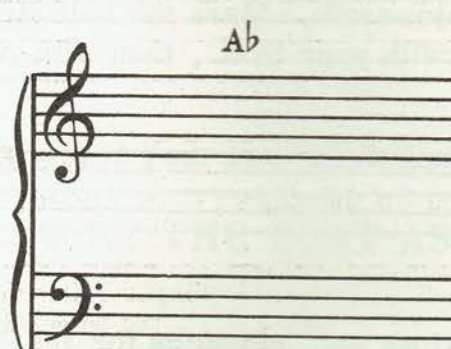
A \flat Major
I Chord



E \flat Major
I Chord



63. Draw these I chords on the staff. Add the necessary flats. Play these chords.




64. The five finger positions of D \flat and A \flat have only one white key. The five finger position of E \flat has two white keys. Play these five finger positions.

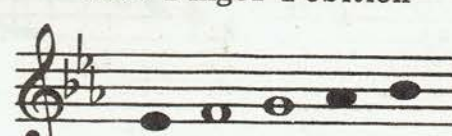
D \flat Major
Five Finger Position



A \flat Major
Five Finger Position



E \flat Major
Five Finger Position




65. Draw the notes of these five finger positions on the staff. Add the necessary flats. Play these positions.


D \flat Major
Five Finger Position



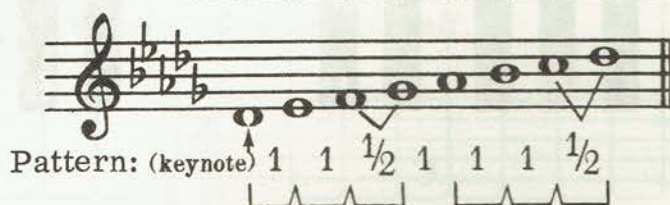
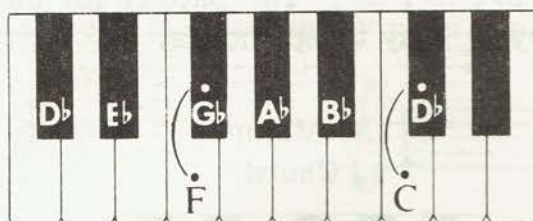
A \flat Major
Five Finger Position




E \flat Major
Five Finger Position



D \flat Major Scale



66. Draw the notes of the D \flat Major scale. Mark the half steps with a ∇ . Write in the fingering.* Play this scale with your R. H., then with your L. H.



67. Write your own tempo markings and dynamics for these two scale pieces. Add your own title for each piece. Play both pieces. Watch the fingering.

TITLE: _____



TITLE: _____



* See "PIANO LESSONS, Level 3," page 46 for the D \flat Major scale fingering.

Primary Chords in D \flat Major

D \flat G \flat A \flat 7
 I IV V7
 TONIC SUBDOMINANT DOMINANT
 SEVENTH

68. Draw the Primary Chords in D \flat Major. Use whole notes.

D \flat G \flat A \flat 7
 I IV V7

69. Draw the chords indicated. Add your own tempo markings and dynamics. Play this piece.

MICHAEL, ROW THE BOAT ASHORE

Traditional

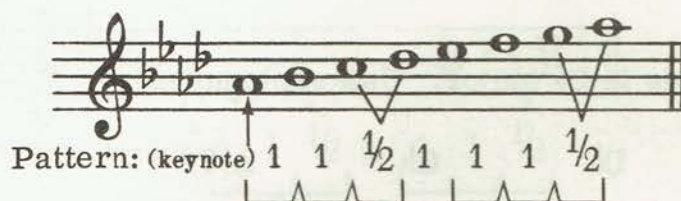
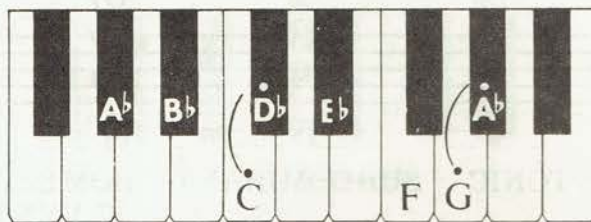
1 2 4 D \flat D \flat G \flat D \flat
 Mi-chael, row the boat a - shore, Ha1-le - lu - jah! Mi-chael,
 row the boat a - shore, Ha1-le - lu - jah!

Experiment with these accompaniment styles. Play "Michael, Row the Boat Ashore" again using either accompaniment style.


"Broken Chord" Bass

"Off-beat Chord" Bass

A \flat Major Scale




70. Draw the notes of the A \flat Major scale. Mark the half steps with a \checkmark . Write in the fingering.* Play this scale with your R.H., then with your L.H.



71. Write your own tempo markings and dynamics for these two scale pieces. Add your own title for each piece. Play both pieces. Watch the fingering.

TITLE: _____



TITLE: _____



* See "PIANO LESSONS, Level 3," page 46 for the A \flat Major scale fingering.

Primary Chords in A \flat Major

I IV V₇
 TONIC SUBDOMINANT DOMINANT
 SEVENTH

72. Draw the Primary Chords in A \flat Major. Use whole notes.

A \flat D \flat E \flat 7
 I IV V₇

73. Draw the chords indicated. Add your own tempo markings and dynamics. Play this piece.

LOVE SOMEBODY Traditional

A \flat E \flat 7 A \flat E \flat 7
 Love some-bod - y, yes I do, Love some-bod - y, 'deed I do!

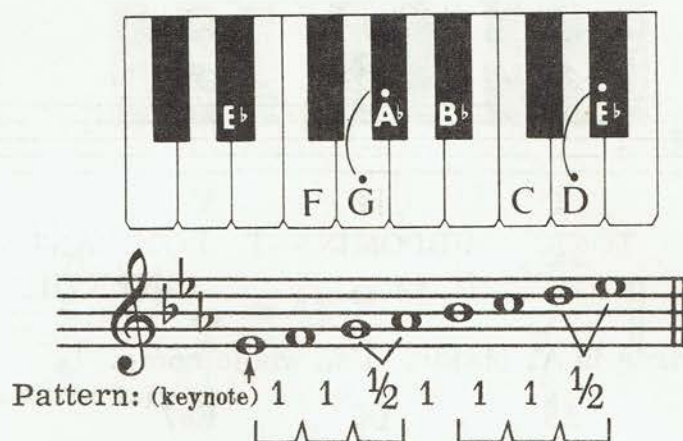
A \flat E \flat 7 A \flat E \flat 7 A \flat D \flat A \flat
 Love some-bod - y, yes I do, Love some-bod-y but I won't say who!

Experiment with these accompaniment styles. Play "Love Somebody" again using either accompaniment style.


"Broken Chord" Bass

"Off-beat Chord" Bass

E \flat Major Scale




74. Draw the notes of the E \flat Major scale. Mark the half steps with a \vee . Write in the fingering.* Play this scale with your R.H., then with your L.H.



75. Write your own tempo markings and dynamics for these two scale pieces. Add your own title for each piece. Play both pieces. Watch the fingering.

TITLE: _____



TITLE: _____



* See "PIANO LESSONS, Level 3," page 46 for the E \flat Major scale fingering.

Primary Chords in E \flat Major

Diagram showing the primary chords in E \flat Major on a bass staff:

- I (Tonic): E \flat
- IV (Subdominant): A \flat
- V₇ (Dominant Seventh): B \flat 7

76. Draw the Primary Chords in E \flat Major. Use dotted half notes.

Diagram showing the primary chords in E \flat Major on a bass staff, labeled I, IV, and V₇.

77. Draw the chords indicated. Add your own tempo markings and dynamics. Play this piece.

LULLABY

Johannes Brahms

Diagram showing the chords indicated in the musical score for "Lullaby" by Johannes Brahms:

- System 1: E \flat , E \flat , A \flat , B \flat 7
- System 2: B \flat 7, B \flat 7, B \flat 7, E \flat

Experiment with these accompaniment styles. Play "Lullaby" again using either accompaniment style.

"Broken Chord" Bass

Diagram showing the "Broken Chord" Bass accompaniment style for "Lullaby".

"Waltz" Bass

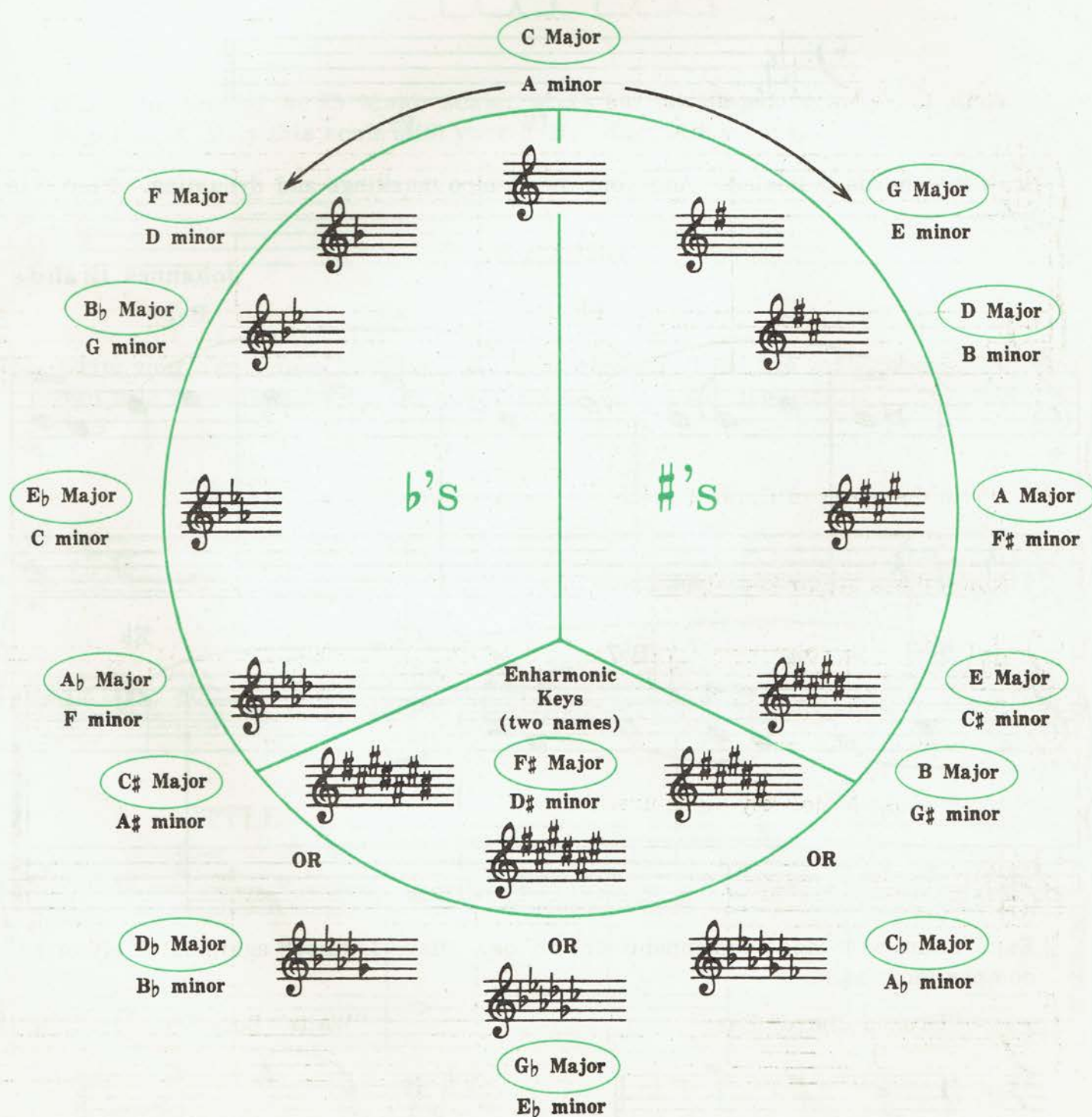
Diagram showing the "Waltz" Bass accompaniment style for "Lullaby".

Circle of Keys

78. Study this chart showing the CIRCLE OF KEYS. The sharps are arranged from the top moving clockwise. The flats are arranged from the top moving counterclockwise.

There are fifteen Major keys -- seven sharp keys, seven flat keys, one with no sharps or flats. Likewise, there are fifteen Relative Minor keys. Each Major key has a relative minor key with the same key signature.

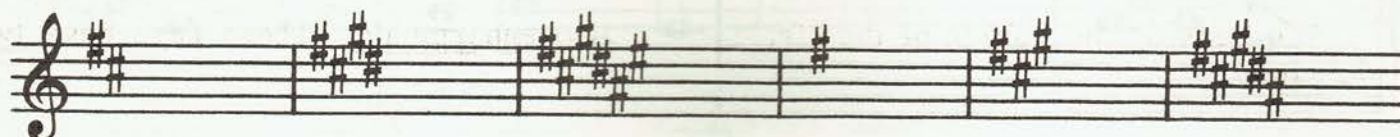
The keys at the bottom of the circle are called enharmonic. These keys have two names.




Key Signature Review

79. Write the order of sharps. F# _____

80. Name these Major key signatures.



81. Write these Major key signatures.



F#


D

E


A

82. Write the order of flats. Bb _____

83. Name these Major key signatures.



84. Write these Major key signatures.



Cb

Ab

Bb


Eb

Leger Line and Space Note Review


85. Name these notes. The letter names spell words. Play them.




86. Name these notes. The letter names spell words. Play them.



87. Draw each note two places on the staff. Make one of the notes a leger line or space note. Play these notes.



B A G C D



D C E F B

FINAL REVIEW (Level 3)

1. Name these intervals of the scale. Write M for Major, P for Perfect and 2 for 2nd, 3 for 3rd, etc. Play these intervals.



2. Draw an upper note to complete these intervals of the scale. Play these intervals.



3. A triplet eighth note figure is equal to a _____ note.

Play and count this rhythm aloud.




4. The relative minor scale begins on the _____ tone of the Major scale.


Write the relative minor scale of the key of C Major. Play both scales.



5. Change this Natural Minor scale to a Harmonic Minor scale. Play it.



6. Change this Natural Minor scale to a Melodic Minor scale. Play it.



7. To name the relative minor key signature, count down _____ half steps from the Major key name.

Write the Major key name and the relative minor key name for these signatures.


_____ Major _____ minor



_____ Major _____ minor



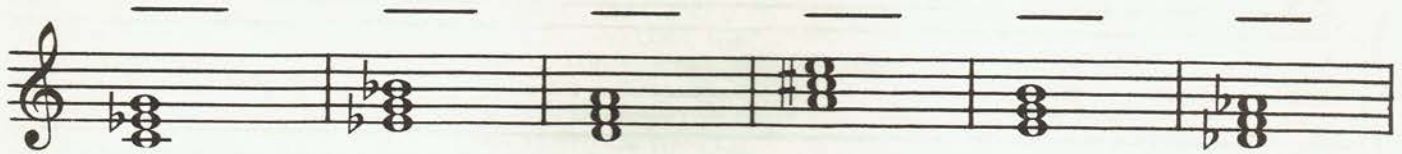
_____ Major _____ minor



_____ Major _____ minor



8. Name these Major and minor triads. Play them.

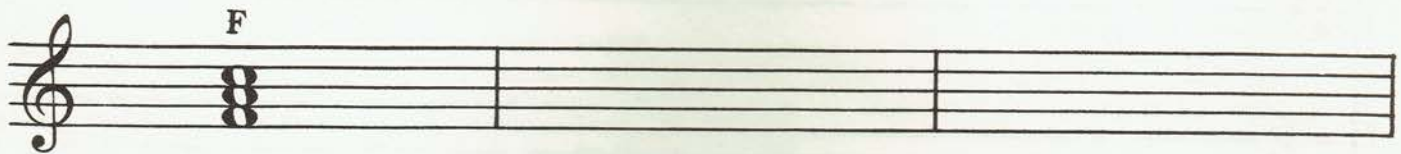


9. Write the inversions of this triad.

ROOT POSITION

FIRST INVERSION

SECOND INVERSION





10. Circle the root of each chord. Write the root name of each chord. Play them.



11. Draw the Primary Chords in these keys. Play them.



Manuscript Paper

From the Bastiens . . .

SHEET MUSIC SOLOS

THE YOUNG BEGINNER

Elephants' Parade, The (GP 166)
Our Chipmunk (GP 167)
Raindrops Chatter (GP 163)
Spider On My Bed (GP 162)
Tom Turkey (GP 164)
Yellow Ribbons (GP 165)

THE BEGINNING PIANIST

PRIMER LEVEL

Balloons for Sale (WP 1001)
Christmas Medley, Primer (WP 1020)
Circus Parade (WP 1000)
Jolly Juggler, The (WP 1022)
King's March (WP 1023)
Roadrunner, The (WP 1024)
Spot (WP 1025)
Trick or Treat (WP 1026)

LEVEL ONE

All School Parade (WP 1027)
Bear on a Bike (WP 1004)
Big Chief Indian (GP 175)
Big Red Fire Engine, The (GP 140)
Candy Striped Carousel (WP 1005)
Carnival Cha Cha (GP 138)
Cat at Night (GP 139)
Chinatown (GP 126)
Christmas Medley, Level 1 (WP 1021)
Dancing (WP 1028)
Frisbee™ Flyers (WP 1030)
Halloween Witches (WP 1030)
Happy Witch, The (GP 150)
Have You Seen? (GP 125)
Little Dog Running Down the Street (GP 124)
Marching Band (WP 1006)
Marching to School (GP 135)
Midnight Dance (WP 1031)
My New Bike (GP 148)
Red Light, Green Light (GP 137)
Sleepy Alligator, The (GP 136)
Taco Joe (WP 1032)
Turtle at the Zoo (GP 123)
Twelve Days of Christmas (WP 1019)

• indicates new release

SPECIAL BOOKS & TEACHER AIDS

BOOKS

Beginning Piano for Adults (GP 23)
Guide for Piano Instruction for the Educationally Blind/Dorothy J. Simpson. (GP 23B)
MultiKey Reading (GP 29)
How To Teach Piano Successfully (GP 40)
A Parent's Guide To Piano Lessons (WP 29)
• Piano — 2nd Time Around (WP 59)

LEVEL TWO

Calico Cat, The (GP 179)
Chinese Snowman, The (GP 149)
Clouds (WP 1012)
Dump Trucks on Parade (GP 112)
Escalator, The (GP 171)
First Dancing Class, The (GP 129)
Ghosts Dance on Halloween (WP 1033)
Hush-A-Bye Dolly (GP 111)
Indian Ceremonial (WP 1007)
It's Raining Out (GP 113)
Kitty Cat (GP 118)
Latin Holiday (GP 105)
March Militaire — Schubert/Bastien (WP 1013)
My Green Umbrella (GP 106)
Parakeets in Birdland (GP 108)
Pirate Island (WP 1040)
Pioneer Days (WP 1008)
Run-Away Balloon (GP 127)
Scat Boogie (WP 1014)
Skiing (WP 1038)
Skin Divers (GP 174)
Wild Daisies (GP 128)
Wise Old Owl (GP 117)

LEVEL THREE

Beethoven's 5th (GP 186)
Blue Mood (GP 161)
Broken Clock, The (GP 146)
Chasin' the Blues (WP 1009)
Climbing in the Cherry Tree (GP 115)
Fast Train (WP 1010)
First Sonata, A (GP 147)
Fish at Play (GP 168)
George Washington Crosses the Delaware (GP 102)
Giraffe Talk (GP 169)
Good Time Boogie (WP 1037)
Halloween Haunted House (WP 1034)
• Hong Kong Marketplace (WP 1041)
March of the Astronauts (GP 170)
Mexican Fiesta (GP 143)
On the Merry-Go-Round (GP 132)
Party Rag (WP 1035)
Poodles Prancing (GP 107)
Sea Mist (WP 1015)
Sonatina in F (GP 192)
Sonatina in G (GP 155)
Spooks on Halloween (GP 109)
• Sultan's Caravan, The (WP 1046)
Tumbling (GP 131)

LEVEL FOUR

Autumn Sonatina (GP 202)
Black Cat Tango (GP 100)
Bourree — Bach/Bastien (GP 190)
Chinese Tea Party, The (GP 114)
Dublin Irish Jig (GP 103)
Entertainer, The — Joplin/Bastien (GP 177)
Entry of the Gladiators — Fucik/Bastien (WP 1036)
Festival (GP 158)
Fifth Avenue Poodle (GP 141)
Jesu, Joy of Man's Desiring — Bach/Bastien (GP 188)
Little Gray Burro (GP 173)
Maple Leaf Rag — Joplin/Bastien (GP 182)
• March Allegro (WP 1042)
March of the Troll Dolls (GP 116)
• Moods for Piano (WP 1043)
Petite Suite (WP 1011)
Railroad Boogie (WP 1039)
Rock Concert (GP 144)
Rock Festival (GP 156)
Rustling Aspen Leaves (GP 133)
Senorita (GP 172)
Sonatina in Classic Style (GP 183)
• Sonatine (WP 1044)
• Spanish Dancer (WP 1045)
Spring Sonatina (GP 204)
Summer Sonatina (GP 201)
Three Dances (GP 200)
Toccata in D Minor — Bach/Bastien (GP 189)
Variations on a Theme by Paganini (GP 187)
Village Square (GP 160)
Winter Sonatina (GP 203)
LEVEL FIVE
Concerto in A Minor — Vivaldi/Bastien (GP 191)
Final Exam Blues (GP 101)
Gigue (GP 145)
Gospel (GP 176)
Holiday Serenade (GP 142)
July 4th Square Dance (GP 104)
Rock Time U.S.A. (GP 157)
Sonatina in Romantic Style (GP 184)
Space Explorers (GP 130)
Tarantella (GP 159)
LEVEL SIX
Sonatina in Contemporary Style (GP 185)
Toccata (GP 178)

STICKERS

Theory Award (G1)
Honor Award (G2)
Helpful Hint (G3)
Lesson Award (G4)

From the Bastiens . . .

ROBINSON PIANO

WP 9

COURSE BOOKS

THE BASTIEN PIANO LIBRARY

METHOD

Piano Lessons, Primer Level (WP 1)
Piano Lessons, Level 1 (WP 2)
Piano Lessons, Level 2 (WP 3)
Piano Lessons, Level 3 (WP 4)
Piano Lessons, Level 4 (WP 5)

THEORY

Theory Lessons, Primer Level (WP 6)
Theory Lessons, Level 1 (WP 7)
Theory Lessons, Level 2 (WP 8)
Theory Lessons, Level 3 (WP 9)
Theory Lessons, Level 4 (WP 10)

TECHNIC

Technic Lessons, Primer Level (WP 11)
Technic Lessons, Level 1 (WP 12)
Technic Lessons, Level 2 (WP 13)
Technic Lessons, Level 3 (WP 14)
Technic Lessons, Level 4 (WP 15)

NOTE SPELLER

Note Speller (WP 20) [1]*

HANON STUDIES

First Hanon Studies (WP 31) [3]

SIGHT READING

Sight Reading, Level 1 (WP 16)
Sight Reading, Level 2 (WP 17)
Sight Reading, Level 3 (WP 18)
Sight Reading, Level 4 (WP 19)

SOLO COLLECTIONS

Piano Solos, Primer Level (WP 22)
Piano Solos, Level 1 (WP 23)
Piano Solos, Level 2 (WP 24)
Piano Solos, Level 3 (WP 25)
Piano Solos, Level 4 (WP 26)

TRADITIONAL PRIMERS

- Traditional Primer—Piano Lessons (WP100)
- Traditional Primer—Theory/Technic Lessons (WP101)
- Traditional Primer—Piano Solos (WP102)

THE OLDER BEGINNER PIANO LIBRARY

METHOD

The Older Beginner Piano Course, Level 1 (WP 32)
The Older Beginner Piano Course, Level 2 (WP 33)

THEORY/TECHNIC/SIGHT READING

Musicianship for the Older Beginner, Level 1 (WP 34)
Musicianship for the Older Beginner, Level 2 (WP 35)

SOLO COLLECTIONS

Classic Themes by the Masters (WP 40)
Easy Piano Classics (WP 42)
Favorite Melodies the World Over, Level 1 (WP 37)
Favorite Melodies the World Over, Level 2 (WP 38)
• Piano Solos for the Older Beginner, Level 1 (WP 83)
• Piano Solos for the Older Beginner, Level 2 (WP 84)
Religious Favorites (WP 41)

THE MUSIC THROUGH THE PIANO LIBRARY

METHOD

Pre-Reading Experiences (GP 1)
First Reading Experiences (GP 35)
Book 1 Reading (GP 2)
Book 2 Reading (GP 4)
Book 3 Reading (GP 6)

THEORY/SIGHT READING

Book 1 Writing (GP 3)
Book 2 Writing (GP 5)
Book 3 Writing (GP 7)
Book 4 Writing (GP 31)
Book 5 Writing (GP 32)
Book 6 Writing (GP 33)

- indicates new release
- * indicates grade level

TECHNIC

Magic Finger Technique, Book 1 (GP 13)
Magic Finger Technique, Book 2 (GP 14)
Magic Finger Technique, Book 3 (GP 15)
Major Scales & Pieces (GP 11) [4]
Minor Scales & Pieces (GP 12) [5]
Czerny and Hanon for the Intermediate Grades (GP 30) [6]

THE VERY YOUNG PIANIST LIBRARY

METHOD

The Very Young Pianist, Book 1 (GP 34)
The Very Young Pianist, Book 2 (GP 51)
The Very Young Pianist, Book 3 (GP 52)

THEORY

The Very Young Pianist, Workbook A (GP 53)
The Very Young Pianist, Workbook B (GP 54)

EAR TRAINING

The Very Young Pianist Listens & Creates, Book 1 (GP 79)
The Very Young Pianist Listens & Creates, Book 2 (GP 80)
The Very Young Pianist Listens & Creates, Book 3 (GP 81)

COLLECTIONS

Pre-Reading Christmas Carols (GP 301)
Pre-Reading Duets, Book 1 (GP 87)
Pre-Reading Duets, Book 2 (GP 88)
Pre-Reading Duets, Book 3 (GP 89)
Pre-Reading Solos (GP 36)
More Pre-Reading Solos (GP 304)
Solos for the Very Young Pianist, Book 1 (GP 75)
Solos for the Very Young Pianist, Book 2 (GP 82)

SUPPLEMENTARY BOOKS

CHRISTMAS

Christmas Carols for Multiple Pianos (GP 42) [4]*
Christmas Duets, Level 1 (GP 311)
Christmas Duets, Level 2 (GP 312)
Christmas Duets, Level 3 (GP 313)
Christmas Favorites, Primer (WP 48)
Christmas Favorites, Level 1 (WP 49)
Christmas Favorites, Level 2 (WP 50)
• Christmas Favorites, Level 3 (WP 68)
• Christmas Favorites, Level 4 (WP 69)
Merry Christmas, Vol. 1 (GP 8) [1]
Merry Christmas, Vol. 2 (GP 17) [3]
Merry Christmas, Vol. 3 (GP 41) [5]
• Nutcracker Suite, The (WP 67)

CLASSIC THEMES

- Favorite Classic Melodies, Primer Level (WP 72)
- Favorite Classic Melodies, Level 1 (WP 73)
- Favorite Classic Melodies, Level 2 (WP 74)
- Favorite Classic Melodies, Level 3 (WP 75)
- Favorite Classic Melodies, Level 4 (WP 76)

COUNTRY & WESTERN

Country, Western 'n Folk, Book 1 (GP 66) [4]
Country, Western 'n Folk, Book 2 (GP 67) [5]

DUETS

Duet Favorites, Level 1 (WP 60)
Duet Favorites, Level 2 (WP 61)
Duet Favorites, Level 3 (WP 62)
Duet Favorites, Level 4 (WP 63)
Duets for Fun, Book 1 (GP 22) [2]
Duets for Fun, Book 2 (GP 43) [3]

FOLK TUNES

Airs and Ballads of Britain (GP 303) [2]
Folk Tune Favorites, Primer (WP 46)
Folk Tune Favorites, Level 1 (WP 47)
Folk Tunes for Fun (GP 21) [1]
Hebrew Favorites (GP 92) [3]
Japanese Folk Tunes (GP 91) [3]
More Folk Tunes for Fun (GP 26) [3]

HYMNS

Hymn Favorites, Primer Level (WP 43) [P]
Hymn Favorites, Level 1 (WP 44) [1]
Hymn Favorites, Level 2 (WP 45) [2]
Hymns for Piano, Book 1 (GP 24) [1]
Hymns for Piano, Book 2 (GP 25) [3]

PIANO LITERATURE

- First Piano Repertoire Album, Level 3-4
Piano Literature, Vol. 1 (GP 9) [4]
Piano Literature, Vol. 2 (GP 10) [5]
Piano Literature for the Intermediate Grades, Vol. 3 (GP 20) [6]
Piano Literature for the Early Advanced Grades, Vol. 4 (GP 57) [6]

POP & ROCK

Pop Piano Styles, Level 1 (WP 51)
Pop Piano Styles, Level 2 (WP 52)
Pop Piano Styles, Level 3 (WP 53)
Pop Piano Styles, Level 4 (WP 54)
Pop, Rock 'n Blues, Book 1 (GP 37) [2]
Pop, Rock 'n Blues, Book 2 (GP 38) [3]
Pop, Rock 'n Blues, Book 3 (GP 39) [5]
Rock 'n Blues for Fun (GP 56) [1]

POPULAR COLLECTIONS

Patriotic Songs for Piano (WP 21) [2]
Scott Joplin Favorites (GP 90) [4]
Stephen Foster Favorites (WP 27) [2]
Walt Disney Favorites (GP 28) [1]

PRE-LITERATURE

Playtime at the Piano, Book 1 (GP 18) [2]
Playtime at the Piano, Book 2 (GP 19) [3]

SOLO COLLECTIONS

- Bastien Favorites, Level 1 (GP 83)
- Bastien Favorites, Level 2 (GP 84)
- Bastien Favorites, Level 3 (GP 85)
- Bastien Favorites, Level 4 (GP 86)
- Piano Recital Solos, Primer (WP 64)
- Piano Recital Solos, Level 1 (WP 65)
- Piano Recital Solos, Level 2 (WP 66)
- Piano Recital Solos, Level 3 (WP 77)
- Piano Recital Solos, Level 4 (WP 78)

SONATINA COLLECTIONS

First Sonatinas (GP 302) [3]
Sonatina Favorites, Book 1 (GP 97) [4]
Sonatina Favorites, Book 2 (GP 98) [5]
Sonatina Favorites, Book 3 (GP 99) [6]
Sonatinas for the Seasons (GP 310) [4]